

# Adhesive and sealing recommendation

---

for CERAMIN-based products in damp areas

EN / Status 02.23








## **Caution, important!**

The following installation instructions are not suitable for „CLASSEN Greenvinyl“. This collection is designed for floating installation only. Gluing this floor to the subfloor is not recommended!

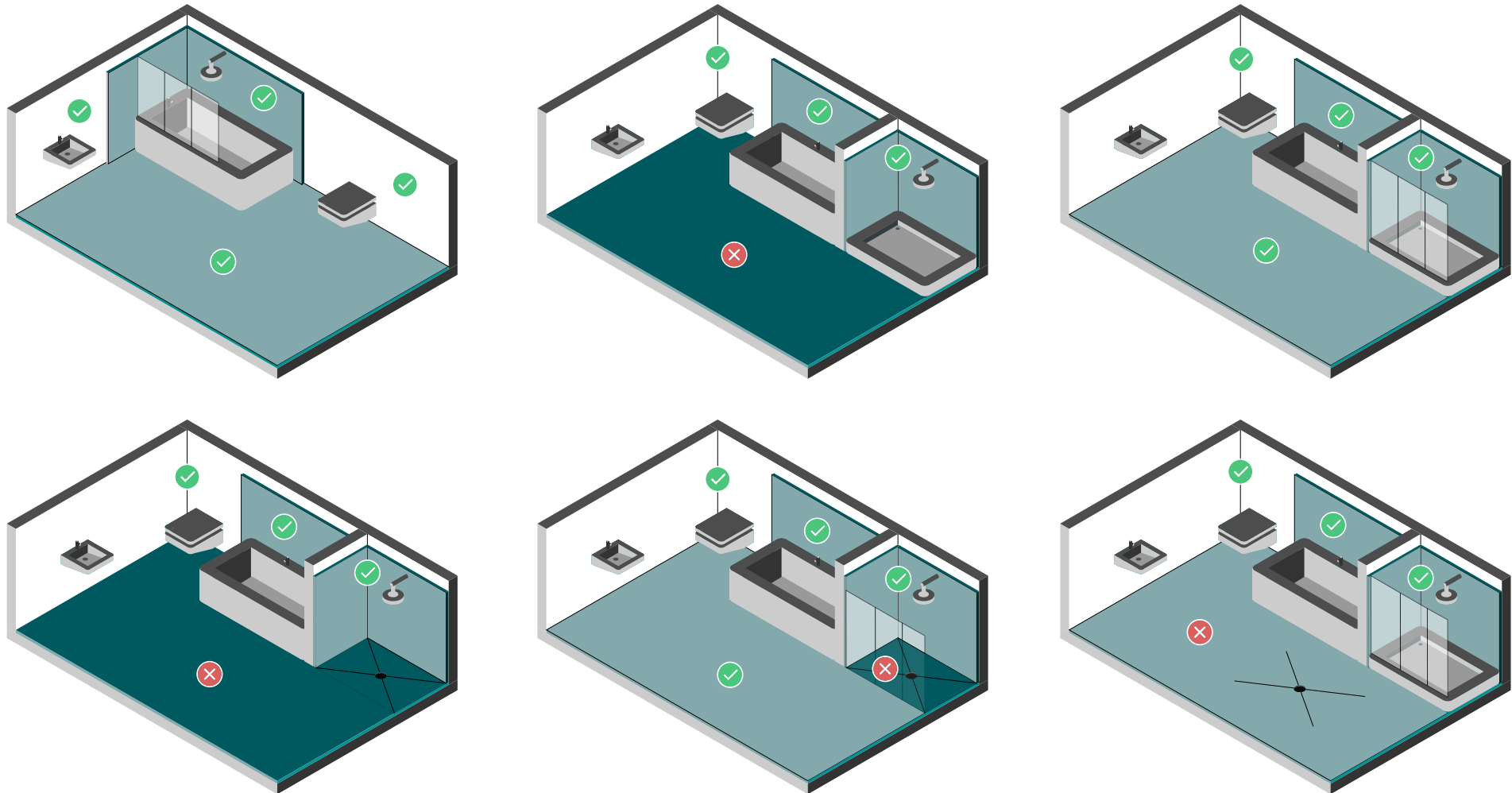
# Adhesive recommendation


for CERAMIN-based products


		Ardex	Bostik		CLASSEN	Lugato	Mapei	Schönox	Soudal	Thomsit	Uzin	Wakol
Dry area, normal living area	Floor		Parfix Eco Plus	Ardaflex Multi	Multi Connect			Schönox Protect	Fix All Floor & Wall			Wakol MS 260
	Wall	<a href="#">Link to instruction</a>					<a href="#">Link to instruction</a>			<a href="#">Link to instruction</a>		<a href="#">Link to instruction</a>
Damp area	W0-I											
	W1-I											
	W2-I											
	W3-I											


# Sealing recommendation for rooms with increased exposure to moisture

Explanation of wet duty classes in domestic bathrooms



W0-I 

W1-I 

W2-I 

↳ Not permissible with CLASSEN products!